




104-IIRO-16 104-II-16 104-RO-16



KEY FEATURES:

16 optically-isolated, non-polarized CMOS compatible digital inputs accept $\pm 31\text{VDC}$ or AC rms

IRQ on input change of state (COS) eliminates the need for constant polling

Slow/fast filter to accommodate AC voltages and noisy DC inputs

16 Form C electro-mechanical relays switch up to 1A each

FACTORY OPTIONS:

Economy version without COS feature

Input only and relay only versions

Expanded input voltage levels

The Model 104-IIRO-16 is a low cost 32-channel PC/104 utility board featuring 16 optically isolated digital inputs with change of state (COS) detection and 16 electromechanical Form C SPDT relay outputs. The isolated, non polarized inputs may be driven by either DC sources of 3-31V (or higher by special order) or AC sources at frequencies of 40Hz to 10KHz. Optically isolating the digital inputs from each other, and from the computer, assures smooth, error-free data transmission in noisy, real-world environments. The input channels are available via a 34-pin IDC type header. The 16 electromechanical relays are de-energized at system power-up to prevent an unintended control output signal. Data to the relays are latched. The relay contacts are available via a 50-pin IDC type header.

Each input circuit includes a jumper selectable slow/fast filter to accommodate AC inputs and is also useful for slow DC inputs in noisy environments. The filter may be manually disabled to increase the board's typical response time to $10\mu\text{s}$ when used with faster DC inputs. All input signals are rectified by diodes before input to the opto-isolators. Current limiting is provided by a 1.8K Ohm, 1/2-Watt resistor in series and accommodates a wide input range.

The board is installed by jumper selecting the base address and IRQ. System interrupts are software controlled, enabling the board to generate an interrupt whenever one or more of the isolated digital inputs changes state. This eliminates the need for constant polling and greatly frees up system resources. Model 104-IIRO-16E is an economy version available without the interrupt Change of State Detection

feature. Model 104-II-16 features 16 isolated digital inputs only and the 104-RO-16 features 16 relay outputs only.

SOFTWARE

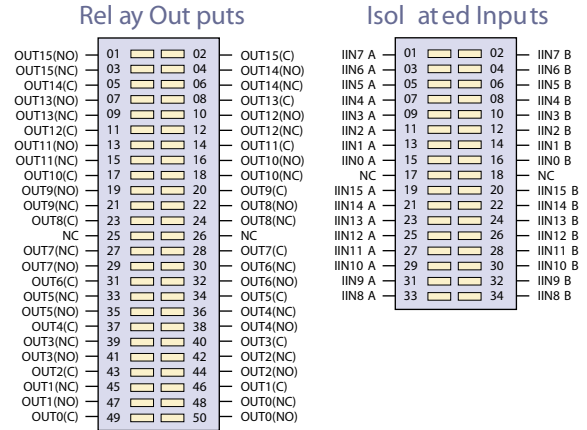
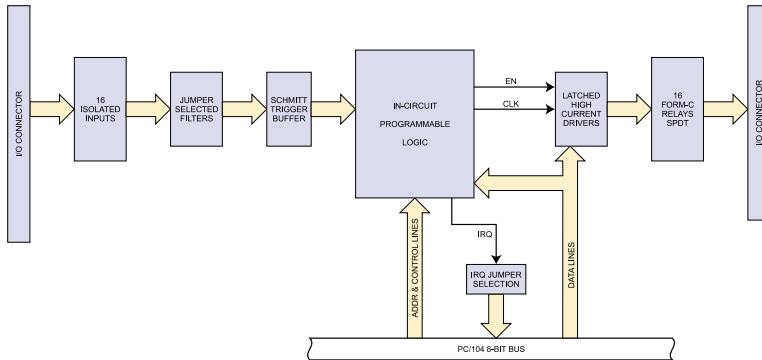
The 104-IIRO-16 Series are supported for use in most operating systems and include a free DOS, Linux and Windows 95/98/Me/NT/2000/XP/2003 compatible software package. This includes sample programs and source code in "C" and Pascal for DOS, and Visual Basic, Delphi, C++ Builder, and Visual C++ for Windows. Also included is a graphical setup program in Windows. Embedded OS support includes Windows XP and CE. Linux support includes installation files and basic samples for programming from any user level via an open source kernel driver.

Data subject to change without notice.



104-IIRO-16 104-II-16 104-RO-16

Block Diagram & Pin Configuration



Specifications

Opto-Isolated Inputs

Inputs	16 non-polarized opto-isolated with change of state (COS) detection
Input voltage	3V to 31V DC or AC rms (40 to 10KHz)
Input impedance	1.8K Ohm
AC input filter	Independently selectable on a per-channel basis
Response time	10µs without filter, 4.7ms with filter
Isolation	Opto-Isolators specified to 500V

Electromechanical Relay Outputs

Outputs	16
Relay type	SPDT (Form C)
Contact rating	1A max at 24VDC, 60VDC max, 0.5A at 125AC max
Contact type	Single crossbar, Ag with Au clad (Bifurcated contacts optional)
Contact life	5,000,000 operations minimum
Operating time	5ms max
Release time	5ms max

General

I/O connections	I/O is accessed via a 50-pin header for relays and 34-pin header for inputs
Power required	+5VDC @ 500mA (all relays ON)
Operating temperature	-30 to +70°C (non-icing)

Ordering Guide

104-IIRO-16	32-channel opto-isolated input/relay output with change of state detection
104-IIRO-16E	Economy version without change of state feature
104-II-16	Input only version
104-RO-16	Relay only version

Data subject to change without notice.